

哈药集团三精制药股份有限公司

2012 年年度报告摘要

1.1

1.2

			600829
	0451-84675166	0451-84675166	
	0451-84675166	0451-84675166	
	linbs@hayao.com	chengyiying@sanjing.cn	

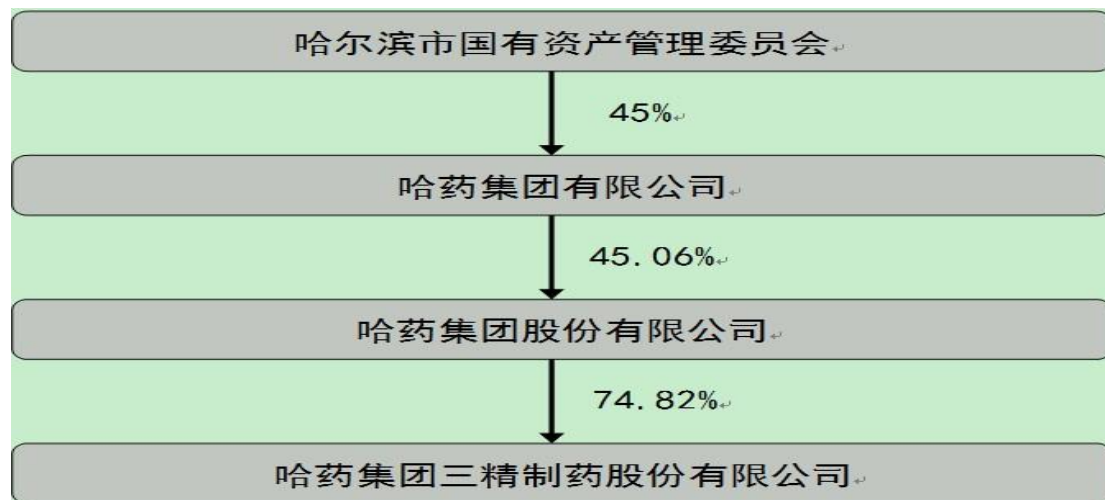
2.1

	2012 ()	2011 ()	() () %	2010 ()
	4,051,497,624.46	3,843,849,952.11	5.40	3,321,025,022.33
	2,165,254,237.33	1,801,288,721.34	20.21	1,592,123,501.83
	221,573,402.92	-108,300,313.36	304.59	162,986,491.79
	4,068,385,292.74	3,605,738,903.28	12.83	3,005,088,595.41
	363,973,307.69	398,595,494.53	-8.69	333,817,995.96
	331,178,268.93	346,928,882.09	-4.54	296,996,599.19
%	18.35	23.49	5.14	21.44
	0.6277	0.6874	-8.69	0.5757
	0.6277	0.6874	-8.69	0.5757

2.2 10

		34,914		5	32,818
10					
		(%)			
		74.82	433,894,354		
		0.61	3,534,129		
		0.25	1,426,863		
		0.23	1,355,086		
		0.17	1,011,300		
		0.13	750,054		
		0.12	722,737		
		0.10	594,800		
		0.10	570,000		
		0.10	562,282		
,					

2.3



3 19 QC 22

1.4

1 3 4 8 4 2

2 " " " "

1.5

1 " "

2 " "

1.6

1

2

3

()

1

:

			%
	4,068,385,292.74	3,605,738,903.28	12.83
	2,006,344,707.18	1,820,541,181.27	10.21
	1,201,473,796.47	997,750,498.77	20.42
	356,689,460.44	311,352,856.86	14.56
	17,438,630.20	7,368,954.95	136.65



2012

	221,573,402.92	-108,300,313.36	304.59
	-31,890,549.99	-70,411,832.41	54.71
	-114,045,096.79	198,627,295.45	-157.42
	28,567,713.74	29,278,566.19	-2.43

2

(1)

406,839 12.83%

54.72% 310,810 4.12% 96,029
2012

(2)

39.38%

(3)

(4)

(5)

103,838.85 25.52%

(6)

3

(1)

:

			(%)		(%)	(%)
		76,438.66	75.05	90,516.32	77.85	-15.55



2012

		5,592.03	5.49	5,329.31	4.58	4.93
		6,404.54	6.29	6,337.43	5.45	1.06
		13,414.77	13.17	14,087.94	12.12	-4.78
		101,850.00	100.00	116,271.00	100.00	-12.40
		92,783.00	100.00	60,074.00	100.00	54.45
		6,001.00	100.00	5,709.00	100.00	5.11
		200,634.00		182,054.00		10.21

(2)

19,198.97 9.80%

(3)

4

20.42% 136.65%

5

(1)

	28,567,713.74
	0
	28,567,713.74
%	1.24
%	0.70

(2)

1.24% 2,856.77 0.70%

2012

8

500

1

2

6

304.59%,

54.71%

157.42%

7

(1)

(2)

(3)

2012

1



2012

2

3

20

300

4

2005

5

"

"

GMP

6

70

1

2

3

7

()

1

(1)

(2)

(3)

(4)

0

2

(1)

(2)

(3)

3

4

4.1

1

		310		1,690		2,000
		100%				
2012					57,634	
	72.66%	41,459		90.94%	39,103	
	14.81%	10,801		32.02%		

2)

		3,000		100%		18,969
9.70%		4,517		12.28%		10,851
8.44%		500		81.31%		

4.2

1

		3,000		100%		
					2012	
						56,880
	28.03%	4,644		29.20%		242,866
	5.70%	1,050		836.88%		

2

		1,000		100%		
					2012	
6.22%		21,185		23.03%		8,240
		47,246		13.63%		-546
129.36%						

4.3

1

		2,000		30%		
16,900			19.11%	2,049		0.97%
29,010			32.31%	20		35.14%
2						
		500		51%		

		13,052	92.81%
453	0.45%	23,058	52.35%
2	102.14%		

5

()

1

2013

2 2013

2.1

2.1.1

2.1.2

2.1.3

2.2

2.2.1

GMP

2.2.2

2.2.3

GMP

2.2.4

GMP
GMP

2.3

OTC

2.3.1

1 52

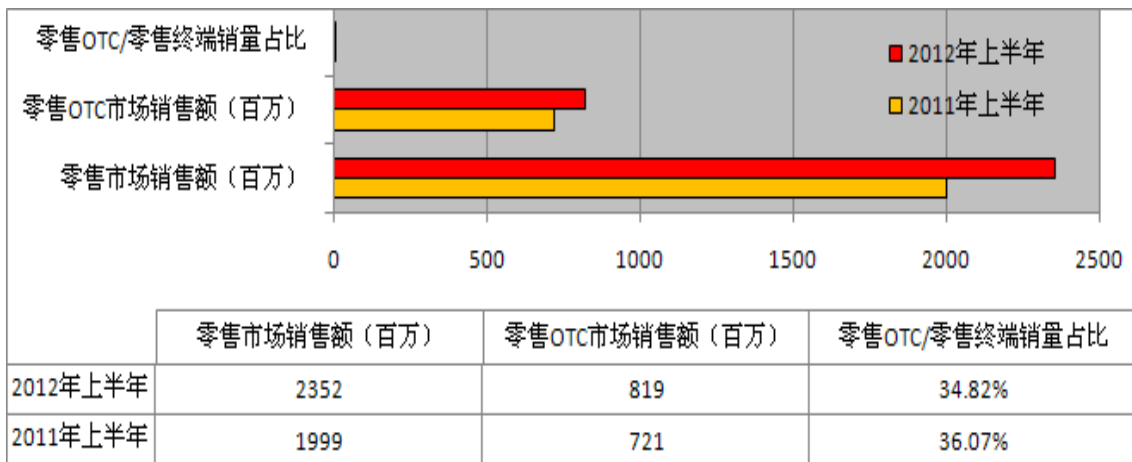
2012 52 TOP20

					OTC		
	2011	2012			2011	2012	
	1499	1671	11.47%		690	749	8.47%
TOP20	34010	38192	12.3%	TOP10	12530	13962	11.4%
	43064	48709	13.11%	OTC	18870	21187	12.28%

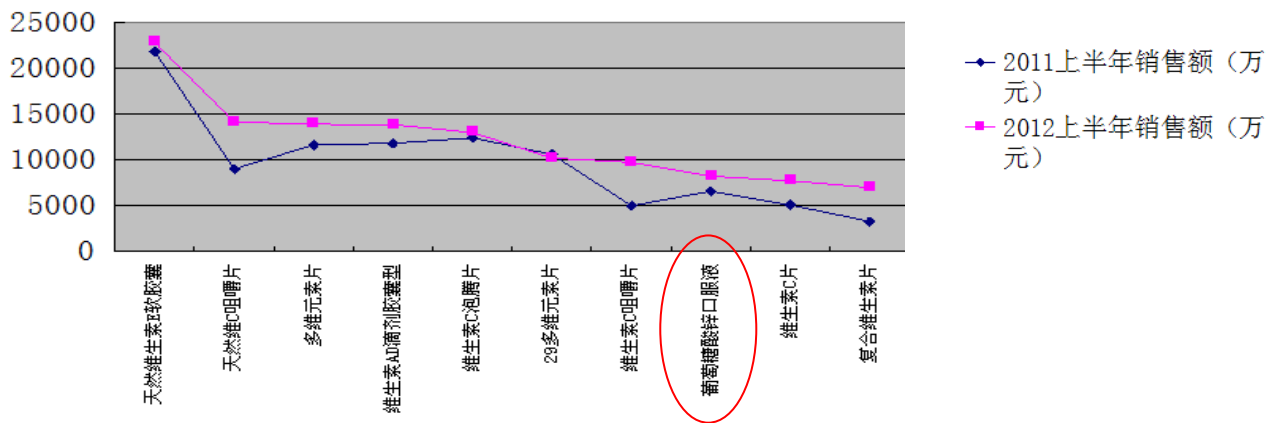
2012 8.47% 11.47% OTC OTC

2

2011/2012 52



2011/2012 / TOP10



2012 52 235 17.68% OTC
819 34.82%

3

2011/2012 52

				OTC		
	2011	2012		2011	2012	
	4089	4621	13.01%	3756	4436	18.1%

			2012		462
13.01%,	OTC		95%		
		4.8%			
			2012	52	OTC 50
				7	9 15
	CMH	CHD			

2.3.2

1

2

3

2003 (SARS) 2009 H1N1

4

1

CCB

2

()

1

5-10

" . "

2

"

"

()

2013

2013

40

35

2013

1

2

3

GMP

GMP

GMP

4

500

OTC

5

"

"

1

2013

2

2013

2013

3

4

" " " "

()

2013

1

()

2012

1

GMP

2

GMP

3

4

5

,

GMP

6

GMP

()

1

2

3

()

1

1

2012

37

>

2012 12 27 < 2012

2012 12 28 2012

www.sse.com.cn)

2

“

”

3

2012 5 15

2011

2011

2011

()

1	1 2.6
	2
2.6	3 2013
	GMP



2012

<p>2 5.62</p> <p>3 3.18</p>	<p>1</p>
-----------------------------	----------

()

	10	10 ()	10			(%)
2012	0	0	0	0	363,973,307.69	0
2011	0	0	0	0	398,595,494.53	0
2010	0	4.9	5	189,430,275.02	333,817,995.96	56.75

()

1

2012

<http://www.sse.com.cn>

2

1

ISO9001 ISO14001 OHSAS18001

"

"

2012

2

ISO14001

1
2
3
4

2013 4 9